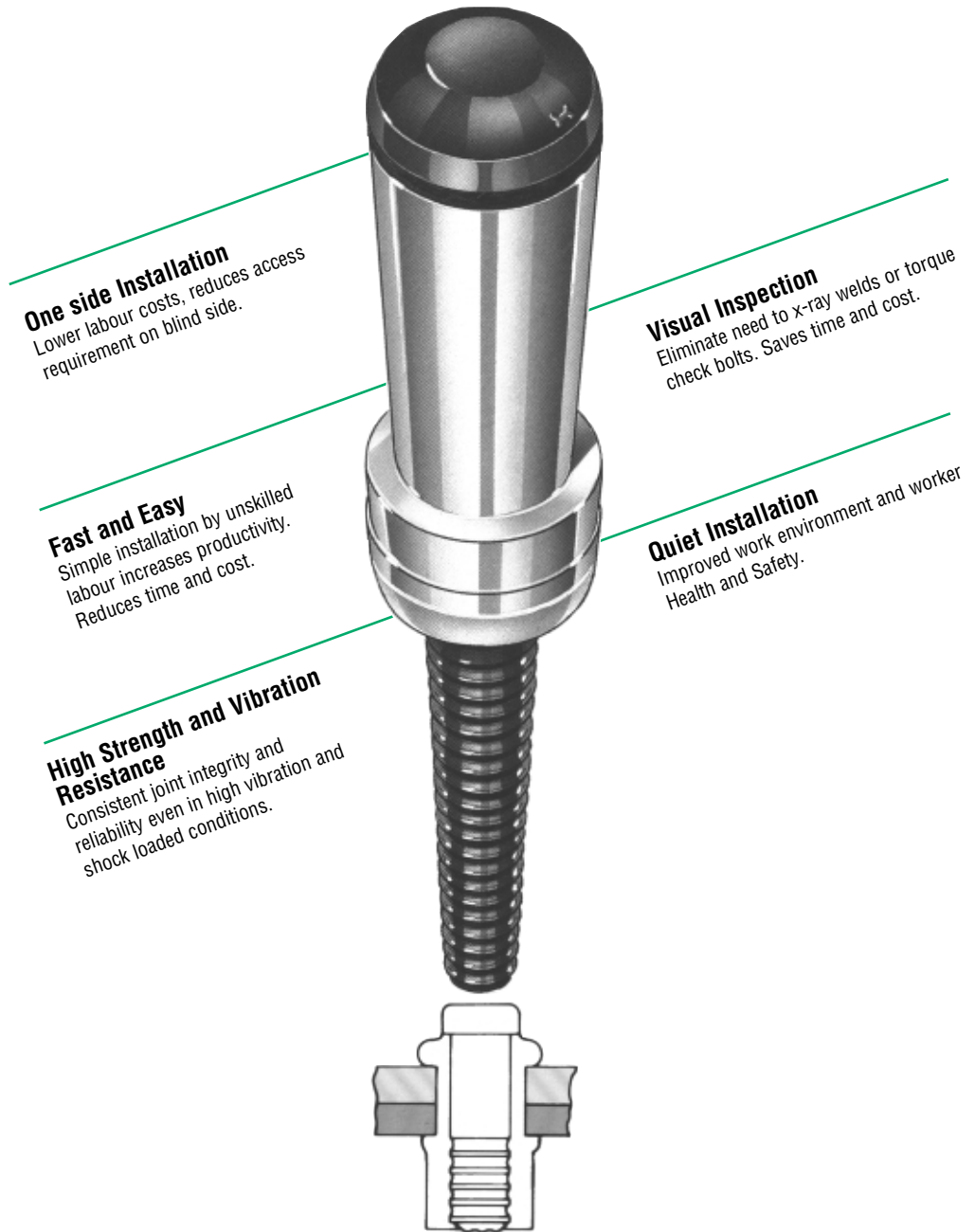


BOM® Blind Fastener

A high strength Blind Bolt, ideal for heavy duty joint applications in box and tube sections or where blind side access is restricted. Available in diameters 4.8mm (3/16") to 19.1mm (3/4") with a wide grip range.



One side Installation
Lower labour costs, reduces access requirement on blind side.

Visual Inspection
Eliminate need to x-ray welds or torque check bolts. Saves time and cost.

Fast and Easy
Simple installation by unskilled labour increases productivity. Reduces time and cost.

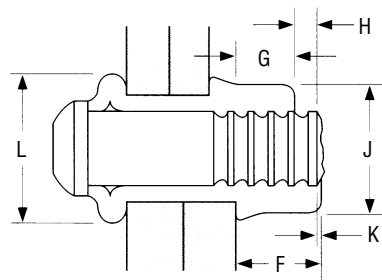
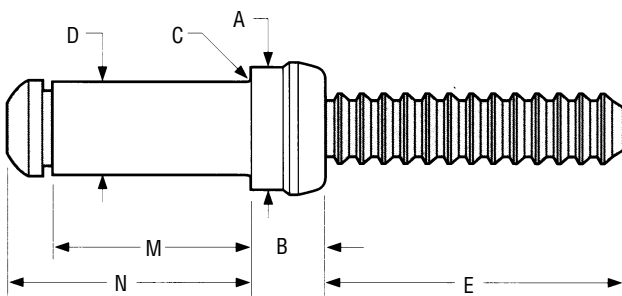

Quiet Installation
Improved work environment and worker Health and Safety.

High Strength and Vibration Resistance
Consistent joint integrity and reliability even in high vibration and shock loaded conditions.

APPLICATIONS

- Bridge Construction/Repair
- Railcar and Waggons
- Heating ventilation and Air Conditioning
- Truck and Trailer
- Mining Equipment
- Quarry Plant and Machinery
- Construction
- Containers
- Ship Building

BOM® Blind Fastener



Fastener Dimensions

Dia.	A	B	C max	D	E	F nom	G min	H max	J max	K max	L nom
4.8 mm (3/16")	7.26 - 7.01	3.86 - 4.27	0.38	5.23 - 4.98	19.94	4.50	2.78	2.38	6.63	0.79	7.77
6.4 mm (1/4")	9.65 - 9.35	5.21 - 5.72	0.51	6.99 - 6.65	21.84	5.89	3.97	2.38	8.79	0.79	10.29
7.9 mm (5/16")	12.14 - 11.89	6.76 - 7.06	0.64	8.79 - 8.43	32.64	7.72	4.76	4.37	11.02	1.19	13.13
9.5 mm (3/8")	14.30 - 14.05	8.00 - 8.31	0.76	10.44 - 9.98	31.24	9.07	5.16	4.37	12.95	1.19	15.37
12.7 mm (1/2")	19.15 - 18.90	10.54 - 11.13	0.89	13.82 - 13.44	38.86	12.07	7.54	4.37	17.42	1.59	21.36
15.9 mm (5/8")	23.90 - 23.65	12.88 - 13.84	1.02	17.40 - 16.81	43.43	15.11	10.32	7.94	22.20	1.98	26.37
19.1 mm (3/4")	28.70 - 28.32	16.18 - 16.61	1.27	20.98 - 20.19	54.61	18.34	11.11	7.94	26.09	1.98	32.18

Grip Data and Dimensions

Grip No.	4.8mm (3/16") Dia			6.4mm (1/4") Dia			7.9mm (5/16") Dia			9.5mm (3/8") Dia		
	Range	M ref	N max	Range	M ref	N max	Range	M ref	N max	Range	M ref	N max
2	2.36 - 3.96	9.55	12.70	2.36 - 3.96	11.68	15.75						
3	3.99 - 5.56	11.15	14.27	3.99 - 5.56	13.28	17.32						
4	5.59 - 7.14	12.73	15.88	5.59 - 7.14	14.86	18.92	4.78 - 7.92	17.65	22.23	4.78 - 7.92	19.46	24.61
5	7.16 - 8.74	14.33	17.45	7.16 - 8.74	16.46	20.50						
6	8.76 - 10.31	15.90	19.05	8.76 - 10.31	18.03	22.10	7.95 - 11.10	20.83	25.40	7.95 - 11.10	22.63	27.79
7	10.34 - 11.91	17.50	20.62	10.34 - 11.91	19.63	23.67						
8	11.94 - 13.49	19.08	22.23	11.94 - 13.49	21.21	25.27	11.13 - 14.27	24.00	28.58	11.13 - 14.27	25.81	30.96
9	13.51 - 15.09	20.68	23.80	13.51 - 15.09	22.81	26.85						
10	15.11 - 16.66	22.25	25.40	15.11 - 16.66	24.38	28.45	14.30 - 17.45	27.18	31.75	14.30 - 17.45	28.98	34.14
11	16.69 - 18.26	23.85	26.97	16.69 - 18.26	25.98	30.02						
12	18.29 - 19.84	25.43	28.58	18.29 - 19.84	27.56	31.62	17.48 - 20.62	30.35	34.93	17.48 - 20.62	32.16	37.31
14							20.65 - 23.80	33.53	38.10	20.65 - 23.80	35.33	40.49
16							23.83 - 26.97	36.70	41.28	23.83 - 26.97	38.51	43.66
18										27.00 - 30.15	41.68	46.84
20										30.18 - 33.32	44.86	50.01

Grip No.	12.7mm (1/2") Dia			15.9mm (5/8") Dia			19.1mm (3/4") Dia		
	Range	M ref	N max	Range	M ref	N max	Range	M ref	N max
4	6.38 - 9.53	25.40	32.16	6.38 - 12.70	30.81	38.89	6.38 - 12.70	35.05	44.45
6	9.55 - 12.70	28.58	35.33						
8	12.73 - 15.88	31.75	38.51	12.73 - 19.05	37.16	45.24	12.73 - 19.05	41.40	50.80
10	15.90 - 19.05	34.93	41.68						
12	19.08 - 22.23	38.10	44.86	19.08 - 25.40	43.51	51.59	19.08 - 25.40	47.75	57.15
14	22.25 - 25.40	41.28	48.03						
16	25.43 - 28.58	44.45	51.21	25.43 - 31.75	49.86	57.94	25.43 - 31.75	54.10	63.50
18	28.60 - 31.75	47.63	54.38						
20	31.78 - 34.93	50.80	57.56	31.78 - 38.10	56.21	64.29			
22	34.95 - 38.10	53.98	60.73						
24	38.10 - 41.28	57.15	63.91						

BOM® Blind Fastener

Minimum Installed Values in Nominal Grip N

Diameter	Shear	Tensile
4.8mm (3/16")	12460	8010
6.4mm (1/4")	22690	14460
7.9mm (5/16")	35810	23130
9.5mm (3/8")	49380	32250
12.7mm (1/2")	89630	57830
15.9mm (5/8")	126,770	91190
19.1mm (3/4")	200610	129440

Hole Preparation Data

Diameter	Hole Diameter
4.8mm (3/16")	5.28 - 5.64
6.4mm (1/4")	7.04 - 7.42
7.9mm (5/16")	8.84 - 9.35
9.5mm (3/8")	10.49 - 11.05
12.7mm (1/2")	13.87 - 14.76
15.9mm (5/8")	17.45 - 18.49
19.1mm (3/4")	21.03 - 22.17

Note: These are minimum ultimate shear and tensile strengths, in N, of installed fasteners, when tested in a grip equal to, or greater than, one and one half of the fastener diameter.

Material, Finish and Lubrication

	Material	Finish	Lubrication
Sleeve	Carbon Steel	Zinc plating per spec. ASTM B633 or ASTM B695 Meets specifications of QQ-Z-325 and MIL-C-81562	Wax Film
Pins	4.8mm - 7.9mm (3/16" - 5/16") Dia.	Carbon Steel	None
	9.5mm - 19.1mm (3/8" - 3/4") Dia.	Alloy Steel	None

How to Order

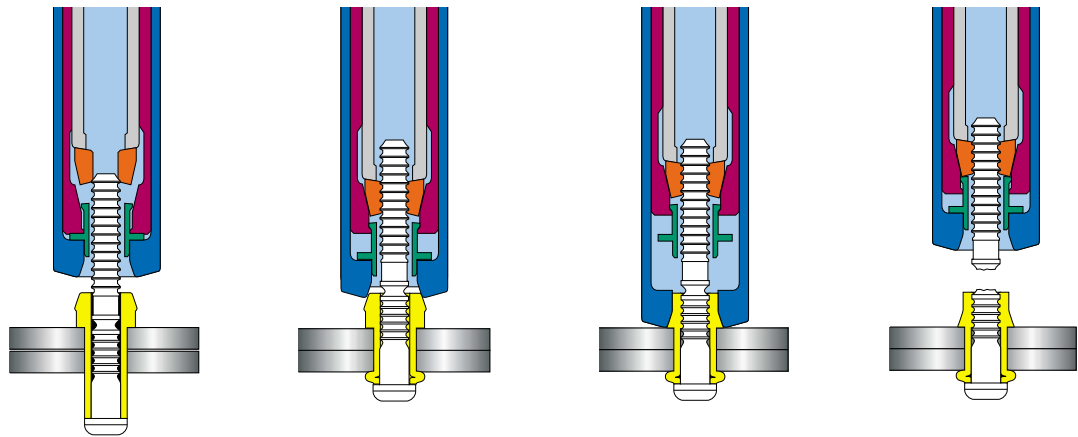
Follow the form below to construct a part number for ordering BOM blind fasteners. Refer to the Grip Data chart for grip numbers.

BOM-R (DIAMETER) - (GRIP NUMBER)

Example: **BOM-R8-6** is a BOM blind fastener, 6.4mm (1/4") Diameter, Grip 6

Diameter	
4.8mm (3/16")	6
6.4mm (1/4")	8
7.9mm (5/16")	10
9.5mm (3/8")	12
12.7mm (1/2")	16
15.9mm (5/8")	20
19.1mm (3/4")	24

Installation Sequence



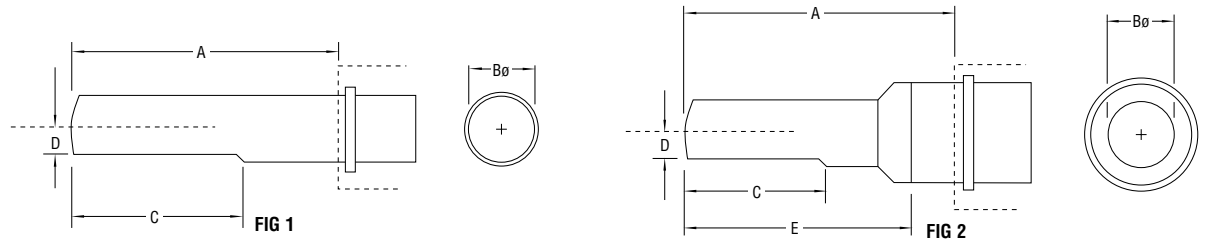
[Click Here to view animation of installation sequence](#)

BOM® Installation Tooling

Huck Installation Tools

Huck installation tools consist of a nose assembly and a tool. The choice of tool and nose assembly is determined by the fastener diameter and application.

Tools and nose assemblies are easily changed as installation requirements demand. Huck offers pneumatic and hydraulic installation tools. Pneumatic tools operate on 6.2-6.9 bar (90-100 psi) air pressure. The lighter weight hydraulic tools operate on hydraulic power supplied by a Huck POWERIG®, Hydraulic Unit.



Code	Diameter	Nose Ass.	Fig.	A mm	B mm	C mm	D mm	E mm	Pneumatic Tooling	Hydraulic Tooling
6	4.8 mm (3/16")	99-994	1	45.6	19.1	34.0	8.5	-	-	2480
		99-1053	1	57.1	19.1	34.1	8.4	49.8	245 / 246 / 255 / 256	2503 / 2580
8	6.4 mm (1/4")	99-830-1	2	57.2	22.1	-	-	51.0	245 / 246 / 255 / 256	2503 / 2580
10	7.9 mm (5/16")	99-769	1	69.9	26.9	53.3	12.10	-	-	2503 / 2580
12	9.5 mm (3/8")	99-1272	1	69.7	26.9	52.8	12.7	-	-	2503 / 2580
16	12.7 mm (1/2")	99-5101	1	102.1	44.5	50.8	19.6	-	-	2620-PT
20	15.9 mm (5/8")	99-5102	2	103.6	52.3	50.8	22.4	94.5	-	2624 / 2628
24	19.1 mm (3/4")	99-5103	1	118.4	55.6	50.8	25.4	-	-	2624 / 2628

Items in **bold** are part of our FOCUS Tooling Range

Note: Other tool and nose assembly combinations may be available for specific applications. Please contact Huck for details.