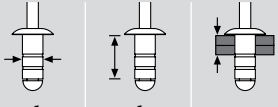





Multi-Grip Domed Head

Aluminium 2.5% Magnesium Alloy
Mandrel: Aluminium Alloy

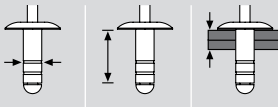



- Extended grip range capability
- Provides a softer setting for more vulnerable components

	d	l	g	DESCRIPTION		d_k	k	d_m		T	BULK PACK		SMALL PACK		
											ARTICLE	BOX QTY	ARTICLE	BOX QTY	
	mm	mm	mm		mm	mm	mm	mm	N	N					kg
3.2 3.10 - 3.25	8.0	1.0 - 4.7	AD41-43ABS	3.3 - 3.6	6.05 - 6.65	1.00	1.93	280	370	on request	on request				
	11.5	4.0 - 7.9	AD43-45ABS							on request	on request				
	15.1	6.4 - 11.1	AD45-47ABS							on request	on request				
4.0 3.85 - 4.04	14.1	1.2 - 6.4	AD52-54ABS	4.1 - 4.4	7.54 - 8.30	1.10	2.41	460	640	on request	on request				
4.8 4.65 - 4.85	10.8	1.6 - 6.4	AD62-64ABS	4.9 - 5.2	9.14 - 9.91	1.40	2.90	640	910	78565	4,500	on request	on request		
	15.4	4.8 - 9.5	AD63-66ABS							on request	on request				
	18.2	6.4 - 12.7	AD66-68ABS							on request	on request				
	26.7	11.1 - 19.1	AD68-612ABS							on request	on request				

Multi-Grip Large Flange

Aluminium 2.5% Magnesium Alloy
Mandrel: Aluminium Alloy

- Extended grip range capability
- Provides a softer setting for more vulnerable components
- Large flange increases bearing surface for weaker, thinner materials
- Suitable for oversized holes or slots under the head

	d	l	g	DESCRIPTION		d_k	k	d_m		T	BULK PACK		SMALL PACK		
											ARTICLE	BOX QTY	ARTICLE	BOX QTY	
	mm	mm	mm		mm	mm	mm	mm	N	N					kg
3.2 3.10 - 3.25	8.0	1.0 - 4.7	AD41-43ABSLF	3.3 - 3.6	9.14 - 9.91	1.32	1.93	280	370	on request	on request				
										on request	on request				
4.8 4.65 - 4.85	10.5	1.6 - 6.4	AD62-64ABSLF	4.9 - 5.2	15.24 - 16.21	2.11	2.90	640	910	on request	on request	on request	on request		
	15.4	4.8 - 9.5	AD63-66ABSLF							on request	on request				
	26.7	11.1 - 19.1	AD68-612ABSLF							on request	on request				

d =Nominal Diameter, Min - Max Diameter; l =Body Length (+/- 0.5mm); g =Grip Range (Min - Max); d_h =Hole Size (Min - Max); d_k =Flange Diameter (Min - Max);
 k =Flange Thickness (Max); d_m =Nominal Mandrel Diameter; S =Nominal Shear Strength; T =Nominal Tensile Strength