

BobTail®


The next step in LockBolt evolution



Benefits:

No pin-tail or pin-break

- Reduced material wastage
- Low installation noise
- Increased corrosion resistance



Unique helical lock groove (12 - 20mm diameter only)

- Holds pin and collar in place prior to installation

Combined with all the benefits of using a Huck LockBolt

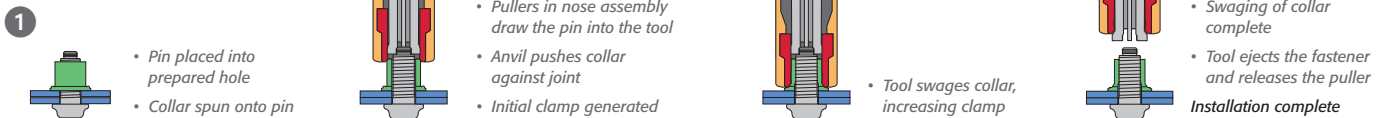
- Permanent, mechanically locked fastener:
 - Installation process automatically provides fastener values
 - No torque or re-torque required
- Unlike conventional nuts and bolts, they will not work loose, even during extreme vibration
- Easy visual inspection ensures correct installation

Newly designed, compact, semi-automatic tooling

- Fastener installs in only 2 seconds, up to twice as fast as any other large diameter LockBolt on the market
- Consistent, high quality installation - 25 years experience or a novice makes no difference to the quality of the installation
- Smooth, shock free installation sequence – eliminates jolts to the operators arms and hands

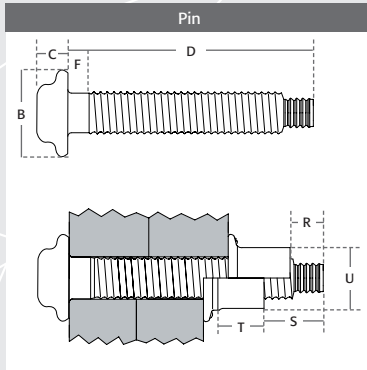
To view the installation video visit www.youtube.com and type in "Huck bobtail"

Installation Sequence



Additions to the BobTail in 2011

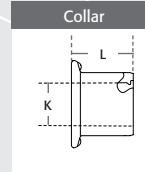
Small Diameter LockBolts 4.8mm, 6.4mm, 7.9mm, 9.5mm & Large Diameter 25.4mm



Fastener	Minimum Installed Values		
	Shear kN	Tensile Plated kN	Clamp kN
MBT-D12	65.4	87.7	64.9
MBT-D14	94	120	87
MBT-D16	122	163	116
MBT-D20	191	255	181

Material:
Pin: 10.9 grade medium carbon alloy steel
Collar: Low carbon steel

Standard Coating:
Pin: No Suffix - Black oil finish
"C" Suffix - Mechanical zinc plating with clear chromate
Collar: Zinc plating with black chromate



Installed Fastener Dimensions				
R Max mm	S Max mm	T Min mm	U Max mm	Collar Type
11.1	23.7	13.1	17.3	Flanged collar
11.2	24.6	15.5	20.2	Flanged collar
11.2	23.3	17.4	23.1	Flanged collar
14	26.7	21.8	28.8	Flanged collar

Collar Dimensions		
Part Number	K Max mm	L Max mm
MBTC-R12BL	12.3	17.7
MBTC-R14BL	14.4	21.5
MBTC-R16BL	16.4	23.7
MBTC-R20BL	20.5	29.6

Part Number	Uninstalled Dimensions and Grip Ranges								
	Nom Dia mm	Min Grip mm	Max Grip mm	Hole Size mm	Hole Size mm	B mm	C mm	D mm	F mm
MBT-DT12-10	12.0	5	15	12	13.5	25.4	9.6	46.1	3.8
MBT-DT12-15	12.0	10	20	12	13.5	25.4	9.6	51.1	3.8
MBT-DT12-20	12.0	15	25	12	13.5	25.4	9.6	56.1	3.8
MBT-DT12-25	12.0	20	30	12	13.5	25.4	9.6	61.1	3.8
MBT-DT12-30	12.0	25	35	12	13.5	25.4	9.6	66.1	3.8
MBT-DT12-35	12.0	30	40	12	13.5	25.4	9.6	71.1	3.8
MBT-DT12-40	12.0	35	45	12	13.5	25.4	9.6	76.1	3.8
MBT-DT12-45	12.0	40	50	12	13.5	25.4	9.6	81.1	3.8
MBT-DT12-50	12.0	45	55	12	13.5	25.4	9.6	86.1	3.8
MBT-DT12-55	12.0	50	60	12	13.5	25.4	9.6	91.1	3.8
MBT-DT12-60	12.0	55	65	12	13.5	25.4	9.6	96.1	3.8
MBT-DT12-65	12.0	60	70	12	13.5	25.4	9.6	101.1	3.8
MBT-DT12-70	12.0	65	75	12	13.5	25.4	9.6	106.1	3.8
MBT-DT12-75	12.0	70	80	12	13.5	25.4	9.6	111.1	3.8
MBT-DT12-80	12.0	75	85	12	13.5	25.4	9.6	116.1	9.5

MBT-DT14-10	14.0	5	15	14	15.5	30.0	11.5	49	3.8
MBT-DT14-15	14.0	10	20	14	15.5	30.0	11.5	54	3.8
MBT-DT14-20	14.0	15	25	14	15.5	30.0	11.5	59	3.8
MBT-DT14-25	14.0	20	30	14	15.5	30.0	11.5	64	3.8
MBT-DT14-30	14.0	25	35	14	15.5	30.0	11.5	69	3.8
MBT-DT14-35	14.0	30	40	14	15.5	30.0	11.5	74	3.8
MBT-DT14-40	14.0	35	45	14	15.5	30.0	11.5	79	3.8
MBT-DT14-45	14.0	40	50	14	15.5	30.0	11.5	84	3.8
MBT-DT14-50	14.0	45	55	14	15.5	30.0	11.5	89	3.8
MBT-DT14-55	14.0	50	60	14	15.5	30.0	11.5	94	3.8
MBT-DT14-60	14.0	55	65	14	15.5	30.0	11.5	99	3.8
MBT-DT14-65	14.0	60	70	14	15.5	30.0	11.5	104	3.8
MBT-DT14-70	14.0	65	75	14	15.5	30.0	11.5	109	3.8
MBT-DT14-75	14.0	70	80	14	15.5	30.0	11.5	114	9.5
MBT-DT14-80	14.0	75	85	14	15.5	30.0	11.5	119	9.5

Part Number	Uninstalled Dimensions and Grip Ranges								
	Nom Dia mm	Min Grip mm	Max Grip mm	Hole Size mm	Hole Size mm	B mm	C mm	D mm	F mm
MBT-DT16-10	16.0	5	15	16	17.5	33.8	12.2	52.0	3.8
MBT-DT16-15	16.0	10	20	16	17.5	33.8	12.2	57.0	3.8
MBT-DT16-20	16.0	15	25	16	17.5	33.8	12.2	62.0	3.8
MBT-DT16-25	16.0	20	30	16	17.5	33.8	12.2	67.0	3.8
MBT-DT16-30	16.0	25	35	16	17.5	33.8	12.2	72.0	3.8
MBT-DT16-35	16.0	30	40	16	17.5	33.8	12.2	77.0	3.8
MBT-DT16-40	16.0	35	45	16	17.5	33.8	12.2	82.0	3.8
MBT-DT16-45	16.0	40	50	16	17.5	33.8	12.2	87.0	3.8
MBT-DT16-50	16.0	45	55	16	17.5	33.8	12.2	92.0	9.5
MBT-DT16-55	16.0	50	60	16	17.5	33.8	12.2	97.0	9.5
MBT-DT16-60	16.0	55	65	16	17.5	33.8	12.2	102.0	9.5
MBT-DT16-65	16.0	60	70	16	17.5	33.8	12.2	107.0	9.5
MBT-DT16-70	16.0	65	75	16	17.5	33.8	12.2	112.0	9.5
MBT-DT16-75	16.0	70	80	16	17.5	33.8	12.2	117.0	9.5
MBT-DT16-80	16.0	75	85	16	17.5	33.8	12.2	122.0	9.5
MBT-DT16-120	16.0	115	125	16	17.5	33.8	12.2	162.0	9.5

MBT-DT20-10	20.0	5	15	20	22.0	42.4	16.0	60.7	3.8
MBT-DT20-15	20.0	10	20	20	22.0	42.4	16.0	65.7	3.8
MBT-DT20-20	20.0	15	25	20	22.0	42.4	16.0	70.7	3.8
MBT-DT20-25	20.0	20	30	20	22.0	42.4	16.0	75.7	3.8
MBT-DT20-30	20.0	25	35	20	22.0	42.4	16.0	80.7	3.8
MBT-DT20-35	20.0	30	40	20	22.0	42.4	16.0	85.7	3.8
MBT-DT20-40	20.0	35	45	20	22.0	42.4	16.0	90.7	3.8
MBT-DT20-45	20.0	40	50	20	22.0	42.4	16.0	95.7	3.8
MBT-DT20-50	20.0	45	55	20	22.0	42.4	16.0	100.7	3.8
MBT-DT20-55	20.0	50	60	20	22.0	42.4	16.0	105.7	3.8
MBT-DT20-60	20.0	55	65	20	22.0	42.4	16.0	110.7	3.8
MBT-DT20-65	20.0	60	70	20	22.0	42.4	16.0	115.7	9.5
MBT-DT20-70	20.0	65	75	20	22.0	42.4	16.0	120.7	9.5
MBT-DT20-75	20.0	70	80	20	22.0	42.4	16.0	125.7	9.5
MBT-DT20-80	20.0	75	85	20	22.0	42.4	16.0	130.7	9.5

Tooling

Fastener Diameter	Tool	Nose Assembly Installation	Nose Assembly Removal	Powerig	Hose Set	Tool Weight
12mm	BTT25	99-7850	99-7850CC	HK432BT	128461-12 or 26	4.8Kg
12mm	BTT20SF	99-7880	99-7880CC	HK432-2	HS-10-MCE	5.2Kg
14mm	BTT25	99-7854	99-7854CC	HK432BT	128461-12 or 26	4.8Kg
16mm 5/8"	BTT35	99-7851	99-7851CC	HK432BT	128461-12 or 26	6.4Kg
16mm 5/8"	BTT20SF	99-7881	99-7881CC	HK432-2	HS-10-MCE	5.2Kg
16mm 5/8"	2628	99-7831	99-7831CC	HK432-2	HS-10-MCE	7.7Kg
20mm	BTT57	99-7852	99-7852CC	HK432BT	128461-12 or 26	11.8Kg



BTT20SF - For when space is at a premium



BTT35 - Easy to use and lightweight